

# EconoScan III <sup>TM</sup> Barcode Scanner

Quick Start Manual



Check Version

**IDTECH<sup>®</sup>**  
Value through Innovation

## **FCC WARNING STATEMENT**

This equipment has been tested and found to comply with the limits for a Class B digital device, pursuant to Part 15 of FCC Rules. These limits are designed to provide reasonable protection against harmful interference when the equipment is operated in a commercial environment. This equipment generates, uses, and can radiate radio frequency energy and, if not installed and used in accordance with the instruction manual, may cause harmful interference to radio communications.

## **FCC COMPLIANCE STATEMENT**

This device complies with Part 15 of the FCC Rules. Operation of this device is subject to the following conditions: this device may not cause harmful interference and this device must accept any interference received, including interference that may cause undesired operation.

## **CANADIAN DOC STATEMENT**

This digital apparatus does not exceed the Class B limits for radio noise for digital apparatus set out in the Radio Interference Regulations of the Canadian Department of Communications. Le présent appareil numérique n'émet pas de bruits radioélectriques dépassant les limites applicables aux appareils numériques de la classe B prescrites dans le Règlement sur le brouillage radioélectrique édicté par le ministère des Communications du Canada.

## **CE STANDARDS**

Testing for compliance to CE requirements was performed by an independent laboratory. The unit under test was found compliant to class B limits of part 15 of the FCC rules.

## LIMITED WARRANTY

ID TECH warrants to the original purchaser for a period of 36 months from the date of invoice that this product is in good working order and free from defects in material and workmanship under normal use and service. ID TECH's obligation under this warranty is limited to, at its option, replacing, repairing, or giving credit for any product which has, within the warranty period, been returned to the factory of origin, transportation charges and insurance prepaid, and which is, after examination, disclosed to ID TECH's satisfaction to be thus defective. The expense of removal and reinstallation of any item or items of equipment is not included in this warranty. No person, firm, or corporation is authorized to assume for ID TECH any other liabilities in connection with the sales of any product. In no event shall ID TECH be liable for any special, incidental or consequential damages to purchaser or any third party caused by any defective item of equipment, whether that defect is warranted against or not. Purchaser's sole and exclusive remedy for defective equipment, which does not conform to the requirements of sales, is to have such equipment replaced or repaired by ID TECH. For limited warranty service during the warranty period, please contact ID TECH to obtain a Return Material Authorization (RMA) number & instructions for returning the product.

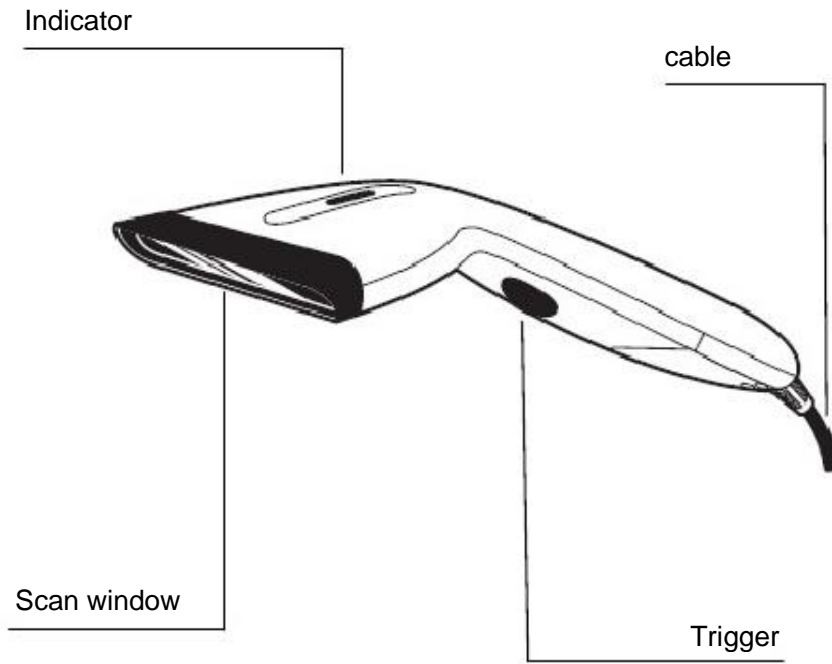
THIS WARRANTY IS IN LIEU OF ALL OTHER WARRANTIES OF MERCHANT ABILITY OR FITNESS FOR PARTICULAR PURPOSE. THERE ARE NO OTHER WARRANTIES OR GUARANTEES, EXPRESS OR IMPLIED, OTHER THAN THOSE HEREIN STATED. THIS PRODUCT IS SOLD AS IS. IN NO EVENT SHALL ID TECH BE LIABLE FOR CLAIMS BASED UPON BREACH OF EXPRESS OR IMPLIED WARRANTY OF NEGLIGENCE OF ANY OTHER DAMAGES WHETHER DIRECT, IMMEDIATE, FORESEEABLE, CONSEQUENTIAL OR SPECIAL OR FOR ANY EXPENSE INCURRED BY REASON OF THE USE OR MISUSE, SALE OR FABRICATIONS OF PRODUCTS WHICH DO NOT CONFORM TO THE TERMS AND CONDITIONS OF THE CONTRACT

The information contained herein is provided to the user as a convenience. While every effort has been made to ensure accuracy, ID TECH is not responsible for damages that might occur because of errors or omissions, including any loss of profit or other commercial damage, nor for any infringements or patents or other rights of third parties that may result from its use. The specifications described herein were current at the time of publication, but are subject to change at any time without prior notice.

©2009 International Technologies & Systems Corporation. The information contained herein is provided to the user as a convenience. While every effort has been made to ensure accuracy, ID TECH is not responsible for damages that might occur because of errors or omissions, including any loss of profit or other commercial damage. The specifications described herein were current at the time of publication, but are subject to change at any time without prior notice

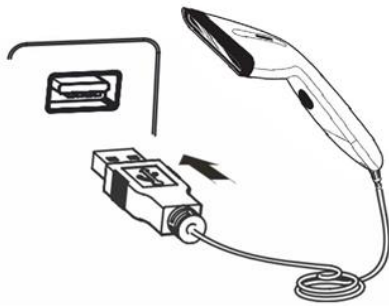
ID TECH is a registered trademark of International Technologies & Systems Corporation. EconoScan III and Value through Innovation are trademarks of International Technologies & Systems Corporation

# Section 1 INTRODUCTION




## Section 2 INSTALLATION AND OPERATION

### Installing the USB Reader



Pin Assignments		
<b>USB Emulation Output</b>		
<b>A type USB connector</b>		
Pin No.	Function	
1	Vcc (+5V)	
2	D-	
3	D+	
4	GND	



USB Pin Assignment

- 1 · Insert USB Cable (RJ45 male head) to the scanner (reader)
- 2 · Insert USB Cable (USB male head) into Host's (female) USB connector

## Interface setting and factory default

Scan in following order to set up the associated interface:

- 1、Read the "Configuration ON" barcode to enter the setting mode.
- 2、Scan the associated interface or Default from the right column.
- 3、Exit the setting mode by scanning the "Configuration OFF".



**USB**



**Configuration ON**



**Configuration OFF**



**Default**

## **Section 3**

# **TROUBLESHOOTING**

Troubleshooting assistance for common problems:

- **No Beep**

Possible Reason: The interface cable has come off.

Solution: Re-plug the cable.

- **The Scanner does not output data.**

Possible Reason: Set-up error.

Solution: Re-set interface from the manual.

- **The Scanner does not function with the computer.**

Possible Reason: Set-up error.

Solution: Re-set the barcode set-up.

- **Crash with USB interface.**

Possible Reason: Did not set up the USB interface.

Solution: Set-up the USB interface and/or dis-connect & re-connect.

## Section 4 SPECIFICATION

Specification		
Operational	Light Source	Red LED (660nm)
	Visual Indicators	Green = Good Read
	Audio Indicators	Adjustable
	Host System Interface	USB, RS232, Keyboard Wedge
	Case Material	ABS
Mechanical	Dimensions (LXWXH)	155mm X 78 mm X 16 mm
	Weight	85g without cable
Electrical	Input Voltage	5VDC+/- 5%
	Operation current	100 - 130mA
	Stand-by current	20 - 30mA
	Power on current	125mA
Environmental	Operating Temperature	0°C to 50°C (32°F to 105°F)
	Storage Temperature	-26°C to 60°C (-15°F to 106°F)
	Humidity	10% to 80% relative humidity
	Drop	Designed to withstand 1.2m drops
Optical	Optical Sensor	2500 Pixel CCD sensor
	Scan rate	200 scans/sec.
	Resolution	0.1mm (4mil)
	PCS value	45% or more
	Scan Angle	Front: 43°; rear ; Left & right
	Ambient Light Rejection	10000 Lux max. (Fluorescence)
		5000 Lux max. (Sunlight)
Depth of Field	0-240 mm	
Others	Warranty	1 year
	Safety Approvals	FCC Class B, CE, EMC, U/L, CSA, RoHS
	IP	IP 30
Decode Capability	Code 39, Full ASCII Code 39, Code 32, Code 128, Code 93, Code 11, Codabar /NW 7, All UPC/EAN/JAN Code (EAN-13, EAN-8, UPC-A, UPC-E, EAN-128), Interleave 2 of 5, STD 2 of 5, Industrial 2 of 5, Matrix 2 of 5, Chinese Postage Code, MSI/PLESSY, Italian Pharmacy Code (RSS, GS1 available 2010)	



**Section 5**  
**READING MODE SETTINGS**



**Configuration ON**



**Configuration OFF**



Trigger Mode



Auto Power off Mode(Default)



Continuous/Trigger OFF Mode



Test Mode

## Section 6 TESTING CODES



**Full User's Manual is available for download on  
[www.idtechproducts.com](http://www.idtechproducts.com)**

ID TECH  
10721 Walker Street  
Cypress, CA 90630  
(714) 761-6368  
[www.idtechproducts.com](http://www.idtechproducts.com)

80182501-001 Rev A